












KEY

 CWH Parking Lots	 Employee Parking
 CWH Medical Center	 Visitor Parking
 ER Patient Parking/Drop-off	 Physician Parking
 Handicap Parking	 Lot Entrance
 Medical Arts Building Visitor/Staff Parking ONLY	